



Insulated roller garage doors



134

InsuRoll garage doors, manufactured from genuine Alutech components for peace of mind

ALUTECH roller garage doors



Safety

A safety edge system is fitted to stop and reverse the door should it meet an obstruction when closing.



Conformity to standards

ALUTECH roller garage doors conform to the European standards of safety and wind load resistance EN 13241-1, EN 12424. This is confirmed by the TÜV-certificate of CE marking and by test reports.



Wind resistance

Classic roller garage doors withstand a wind load up to 450 Pa, corresponding to class 2 according to EN 12424, and they can be installed in openings up to 5.92m wide and 3.8m high.



Maximum space saving

Roller garage doors save space outside as well as inside the premises. They are the ideal solution for a garage with a short driveway. You can also efficiently utilise all available roof space, inside the garage.



Lightweight and durable

Aluminium roller garage doors are resistant to rain, to fluctuations in temperature and to corrosion. They are solid and secure, environmentally friendly and light.



Variety of mounting types

Roller garage doors can be mounted outside or inside the premises, with a visible or concealed shutter box. Available in 77mm or 55mm lath to suit the amount of headroom available.

InsuRoll garage doors

InsuRoll garage doors, an investment in your home.

By bringing together the highest manufacturing quality and leading design here in the UK, InsuRoll provides the ideal roller garage door, providing superior protection in an attractive design.

Buying a new garage door is not an everyday purchase. The InsuRoll range of garage doors is designed with that fact in mind to provide a long lasting product, that enhances the look of your home.

The InsuRoll range is designed to help you make the most of that investment by delivering a garage door that meets all your requirements.

The perfect fit

Our doors are made to measure, so there's no compromise on weather protection, insulation or security

CE marked

The CE mark means your new door is fully compliant with all European directives

A range of finishes to suit you and your home

All our doors come in a variety of finishes to perfectly reflect the character of your home.

InsuRoll & InsuRoll Excel

We offer a choice of two types of door with 55mm or 77mm lath - designed to work perfectly in garages with headroom from 205mm to 300mm.

Peace of mind warranties

Because we use only the finest materials in our doors, they come with a full warranty - so you can rest easy.

InsuRoll - the right garage door for you and your home

Our doors come in a wide range of low maintenance colours, including textured woodgrain finishes that match the latest generation of UPVC windows and doors.

- Insulated laths form a curtain designed to a higher specification, which means our doors help to increase energy efficiency and reduce heating costs.
- Our space saving design eliminates intrusion into overhead storage space in your garage - and allows you to park right up to the door - unlike conventional up and over doors.
- A Manually operated version is available. All doors are fully CE approved.
- Using genuine Alutech components, our doors are all manufactured here in the UK and are installed by a network of local approved distributors.

Which door is right for you?



Our compact doors, are designed to be installed in garages with restricted headroom. Manufactured from 55mm deep lath, only 205mm internal headroom is required for installation. Compact doors are available up to 2800 wide and 2200 high. Insulated lath, with side and bottom seals provide resistance to heat loss and drafts.



Classic doors, are manufactured with 77mm lath for additional strength and rigidity. Ideal for larger garages, or where additional security may be necessary. Insulated lath and triple side seals provide for the ultimate in insulation and draft resistance.

InsuRoll classic garage door

Style and security with an InsuRoll garage door

InsuRoll are one of the market leaders in garage doors, and to maintain this position we constantly innovate our products to offer great garage doors to our customers.

Manufactured from strong and durable twin walled aluminium lath, with a CFC free insulating foam. This provides a high level of insulation and increases the security level as the door is very difficult to break into.

InsuRoll is available in a choice of 16 standard colours, including 3 painted wood-effect colours, as well as an additional 4 colours finished in a laminate wood-effect colour. These finishes are designed to complement

exactly the finish offered by UPVC double glazing frames. As an option it is possible to have both guides and hood colour matched to the door curtain.

Each InsuRoll garage door is supplied as standard with a remote control system, operated by hand transmitter with a built in safety edge sensor that will stop and reverse when an obstruction is met.



Designed to fit most garages

InsuRoll garage doors are designed to fit most garage openings. By having a choice of installation methods, along with the Classic and Compact lath, the smallest and largest of openings are catered for. For extra large openings, an oversized side guide is offered, along with a secure neoprene locking system. Great for exposed situations or where a heightened level of security is required.



Great features for a better garage door



1

InsuRoll choice

Your door can be ordered with either a half or a full hood as shown, finishing the interior off perfectly.



2

Draft protection


Drafts are greatly reduced with our patented triple side guide sealing system. Aside from reducing drafts, it makes the door much quieter during operation.



3

Effective seal

Our deep rubber bottom seal provides an effective seal against water ingress at the bottom of the door – but only as good as the garage floor!



4

Superior automatic locking system

Deprat™ locking assemblies with integrated steel reinforcing, offer the best protection against the door being forced open.



5

Anti-scuff locking system


Traditional locking system, but with an added anti friction coating that reduces friction marks on the inside of the door curtain.



6

Extra strong bottom lath

Deep extruded aluminium, enhances security of the door, stops it from being forced out of the side guides.



7

Optimum lath thickness

77mm x 19mm, offers one of the most rigid and insulated lath available today.



8

Abrasion resistance

PUR/PA* is a two layer lacquer coating applied to profiles at a thickness of 25-30 microns which provides an effective resistance to scratches and marks on the curtain.





Options and accessories

Enhance your garage door with our range of additional features

Vision slats

Vision slats allow natural light into your garage. Available with or without glazing. On textured woodgrain doors vision slats will be supplied in a brown finish (Classic model only).

Remote control keypad

The remote control key pad is the way to operate your door securely without the remote control.

With no need for wires, this simple keypad is weatherproof and durable - giving you convenient access with a secure code.

Battery backup

All our doors come with a manual override as standard so that you can operate the door without power, but in addition you can choose the option of a battery

operated backup as well.

This enables you to operate the door with the remote controls - even when the power is off.

Low level external override kit

All InsuRoll doors are provided with a manual hand winding mechanism in the event of a power failure. However if the garage door is the only means of access, then an external low level override or battery back up should be used.

Full box

Full hoods are an option on all InsuRoll garage doors to finish off the door perfectly. If a door is being externally face fitted then a full box should always be specified.

Important notes

By the nature of a roller doors operation, it is inevitable that the laths will roll against each other. InsuRoll safe guard against this eventuality by,

1. Lath being coated in PUR/PA* coating to reduce scuffs.
2. Offer Deprat™ or anti scuff locking device.
3. Triple brush inserts in side guides to reduce rubbing on operation.

Whilst we don't claim to eliminate all marks during operation we are confident that the steps taken will reduce them to less than our competitors.



Virtually maintenance free

Looking after your door couldn't be easier, and with a little care and attention it will be virtually maintenance free.

Keeping the door clean by wiping the curtain with a damp cloth and mild detergent every so often will keep it looking great - and also help prevent damage to the surface. In a salt air environment this should be done monthly - but otherwise just if the door looks dirty.

Scratches can be touched up like a car to avoid rust, and touch-up paint is available from your distributor, but the motor and curtain are designed to be maintenance free and require no additional lubrication in normal use.

InsuRoll - designed with safety and security in mind

Safety in operation

All doors are supplied with remote control system, which includes a safety edge, that will stop should the door meet an obstruction when closing. In addition all Classic doors are supplied with a safety brake that will stop the door from falling in the event of a mechanical failure.

Fully CE marked

Alutech roller garage doors conform to the European Standards of safety and wind load resistance EN 13241-1, EN 12424. This is demonstrated by tests carried out by TUV independent test authorities. InsuRoll doors have been tested with a wind load of 59mph.

Finishing touches

Alutech lath is manufactured from high grade aluminium and finishing in a PUR/PA* coating which reduces abrasion, colour fading and surface cracking.

Standard colours



Painted wood-effect colours



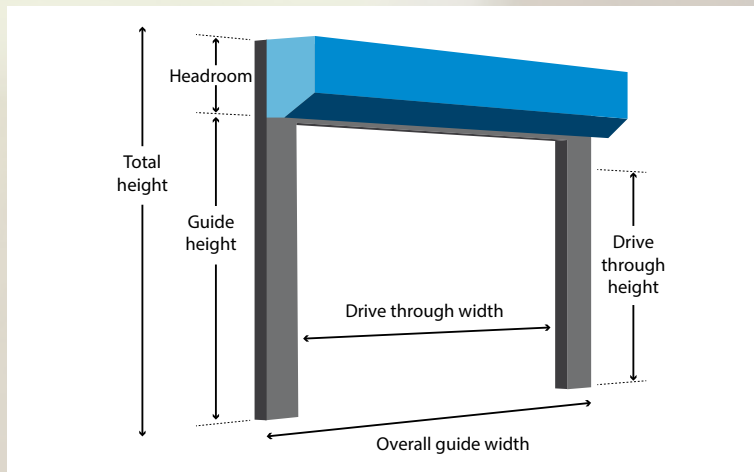
Laminate wood effect colours



Wide choice of standard, woodgrain and metallic colours!

Please note not all colours are available in the 55mm 'compact' lath. Please contact your manufacturer.

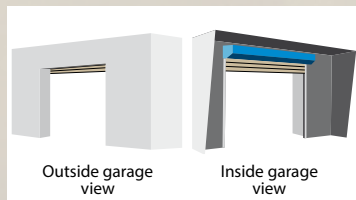
Fitting requirements



Headroom requirements

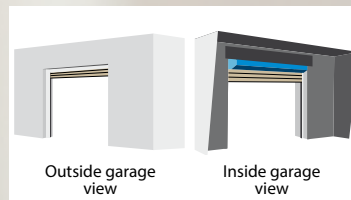
- Classic doors require headroom of 300mm, and side room of 70mm or 90mm.
- Compact doors require 205mm headroom and 70mm side room.
- The bottom lath will hang down into the opening, so will reduce the drive through height by 77mm or 55mm respectively.
- If the door is installed between the opening the drive through width will be reduced by twice the guide width, and the drive through height will be reduced by the headroom requirement and bottom lath size.

Where will my door fit?



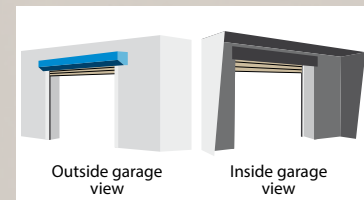
Internal Face Fix

Where there is sufficient side and headroom, the guide rail and roller assembly would be installed directly to the inside of the garage opening. Recommended for most applications.



Reveal Fix

Installed in between the opening, good where there is limited side or headroom inside the garage. This will reduce the drive through height noticeably.



External Face Fix

Fitted to the external face of the garage, useful where there is not enough space to install on the inside face, but where maximum drive through space is required.

The Alutech Group are one of the leaders in the manufacture of Insulated roller garage door systems and sectional garage doors in West and Eastern Europe. The group has 7 manufacturing bases from Germany, Czech Republic and Belarus.

Alutech manufacturing plants are unusual in that they manufacture over 90% of the components used in the fabrication of the roller garage door. This ensures that the quality of the finished product is enhanced because the components are designed to work harmoniously.

Today Alutech roller shutters are supplied to over 40 countries worldwide, including the UK, Germany, France, Norway, Austria, the Netherlands and most other countries in Eastern and Western Europe.

Manufactured in the UK using genuine Alutech components by